

CLASSICO 2

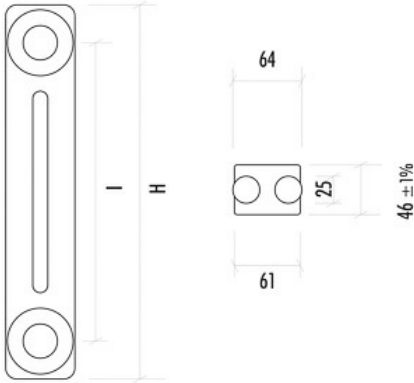
SCHEDA TECNICA



CODICE	ALTEZZA	INTERASSE	LARGHEZZA	VOLUME	PESO	RESA TERMICA
CODE	HEIGHT	DISTANCE BETW. BARS	WIDTH	VOLUME	WEIGHT	OUTPUT
KODE	HÖHE	ACHSABSTAND	BREITE	VOLUMEN	GEWICHT	LEISTUNG
CÓDIGO	ALTURA	CENTRO	ANCHO	VOLUMEN	PESO	SALIDA
	H (mm)	i (mm)	L (mm)	(dm ³)	(Kg)	(W)
20220	220	150	46	0,32	0,42	16
20300	300	230	46	0,39	0,53	22
20350	350	280	46	0,43	0,6	25
20400	400	330	46	0,47	0,67	28
20450	450	380	46	0,51	0,81	33
20500	500	430	46	0,55	0,81	37
20550	550	480	46	0,59	0,88	41
20570	570	500	46	0,6	0,91	42
20600	600	530	46	0,63	0,95	44
20670	670	600	46	0,68	1,05	49
20685	685	615	46	0,69	1,07	51
20750	750	680	46	0,75	1,16	55
20770	770	700	46	0,79	1,2	57
20870	870	800	46	0,84	1,33	65
20885	885	815	46	0,86	1,36	67
20900	900	830	46	0,87	1,38	68
21000	1000	930	46	0,95	1,52	73
21100	1100	1030	46	1,03	1,66	79
21200	1200	1130	46	1,11	1,8	86
21500	1500	1430	46	1,35	2,22	106
21800	1800	1730	46	1,59	2,64	125
22000	2000	1930	46	1,75	2,92	140
22200	2200	2130	46	1,91	3,21	154
22500	2500	2430	46	2,15	3,63	174
22800	2800	2730	46	2,39	4,05	195
23000	3000	2930	46	2,55	4,33	209

CARATTERISTICHE TECNICHE
 TECHNICAL FEATURES
 TECHNISCHE EIGENSCHAFTEN
 CARACTERÍSTICAS TÉCNICAS



LAMIERA DI PRIMA QUALITÀ PER TESTE DEGLI ELEMENTI FIRST QUALITY STEEL PLATE FOR SECTIONS HEADS HÖCHSTER QUALITÄT BLECH FÜR DIE KOPFSTÜCKE DER ELEMENTE LÁMINA DE PRIMERA CALIDAD PARA LAS CABEZA DE LOS ELEMENTOS	1,5mm
LAMIERA DI PRIMA QUALITÀ PER I TUBI FIRST QUALITY STEEL PLATE FOR THE TUBES HÖCHSTER QUALITÄT BLECH FÜR DIE RÖHREN LÁMINA DE PRIMERA CALIDAD PARA LOS TUBOS	1,25mm
TEMPERTURA MASSIMA DI ESERCIZIO MAXIMUM WORKING TEMPERATURE MAXIMALE BETRIEBSTEMPERATUR TEMPERATURA MÁXIMA DE EJERCICIO	120° C

<p>PRESSIONE MASSIMA DI ESERCIZIO (P TEST) MAXIMUM WORKING PRESSURE (P TEST) MAXIMALE BETRIEBSDRUCK (P TEST) PRESIÓN MÁXIMA DE EJERCICIO (P TEST)</p>	<p>10 bar (13 bar)</p>
<p>RESE TERMICHE SECONDO LO STANDARD OUTPUT CALCULATED ACCORDING TO THE STANDARD OUTPUT GERECHNET NACH DER RICHTLINIE RENDIMIENTO TÉRMICO SEGÚN EL ESTANDARD</p>	<p>EN442-2 $\Delta T=50^{\circ} C$</p>
	


COLORI
 COLOURS
 FARBEN
 COLORES




RAL 9010
BIANCO PURO
 PURE WHITE




RAL 9016
BIANCO TRAFFICO
 TRAFFIC WHITE




RAL 9003
BIANCO SEGNALE
 SIGNAL WHITE



RAL 9002
BIANCO GRIGIO
 GREY WHITE



RAL 9001
BIANCO CREMA
 CREAM WHITE



RAL 1013
BIANCO PERLA
 OYSTER WHITE



RAL 1015
AVORIO CHIARO
 LIGHT IVORY



RAL 1001
BEIGE
 BEIGE



RAL 7035
GRIGIO LUCE
 LIGHT GREY



RAL 7047
GRIGIO TELE 4
 TELEGREY 4



RAL 7004
GRIGIO SEGNALE
 SIGNAL GREY



RAL 1016
GIALLO ZOLFO
 SULFURY YELLOW



RAL 1004
GIALLO ORO
 GOLDEN YELLOW



RAL 1007
GIALLO CROMO
 DAFFODIL YELLOW



RAL 2004
ARANCIO PURO
 PURE ORANGE



RAL 3000
ROSSO TRAFFICO
 TRAFFIC RED



RAL 4006
PORPORA TRAFFICO
 TRAFFIC PURPLE



RAL 5015
BLU OLTEMARE
 ULTRAMARINE



RAL 6002
VERDE FOGLIA
 LEAF GREEN



RAL 9006
ALLUMINIO CHIARO
 WHITE ALUMINIUM



RAL 9007
GRIGIO ALLUMINIO
 GREY ALUMINIUM



RAL 7016
GRIGIO ANTRACITE
 ANTHRACITE GREY



RAL 7022
GRIGIO UMBRO
 UMBER GREY



RAL 8017
CIOCCOLATO
 CHOCOLATE BROWN



RAL 9005
NERO PROFONDO
 JET BLACK

ATTENZIONE: I COLORI RAPPRESENTATI IN QUESTE TABELLE, SONO DA RITENERSI PURAMENTE INDICATIVI
ATTENTION: ALL THE COLORS ABOVE ARE TO BE CONSIDERED MERELY INDICATIVE

RONDRA, A DIVISION OF ZILIO INDUSTRIES srl
Località Friola
36010 Pozzoleone (Vicenza) ITALY
Tel [+39] 049 59 57 552 Fax [+39] 049 59 57 718
info@zilioindustries.com

